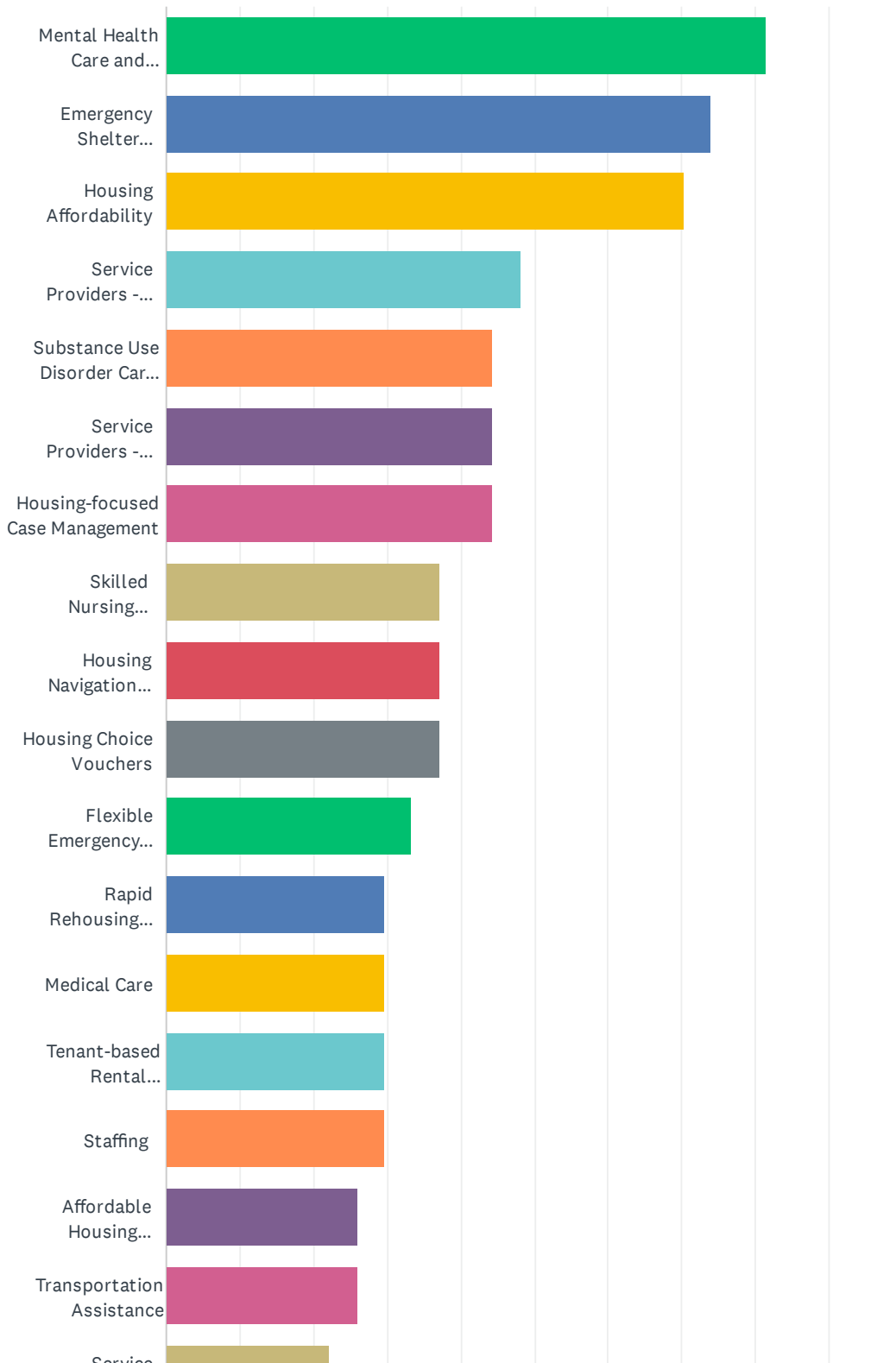
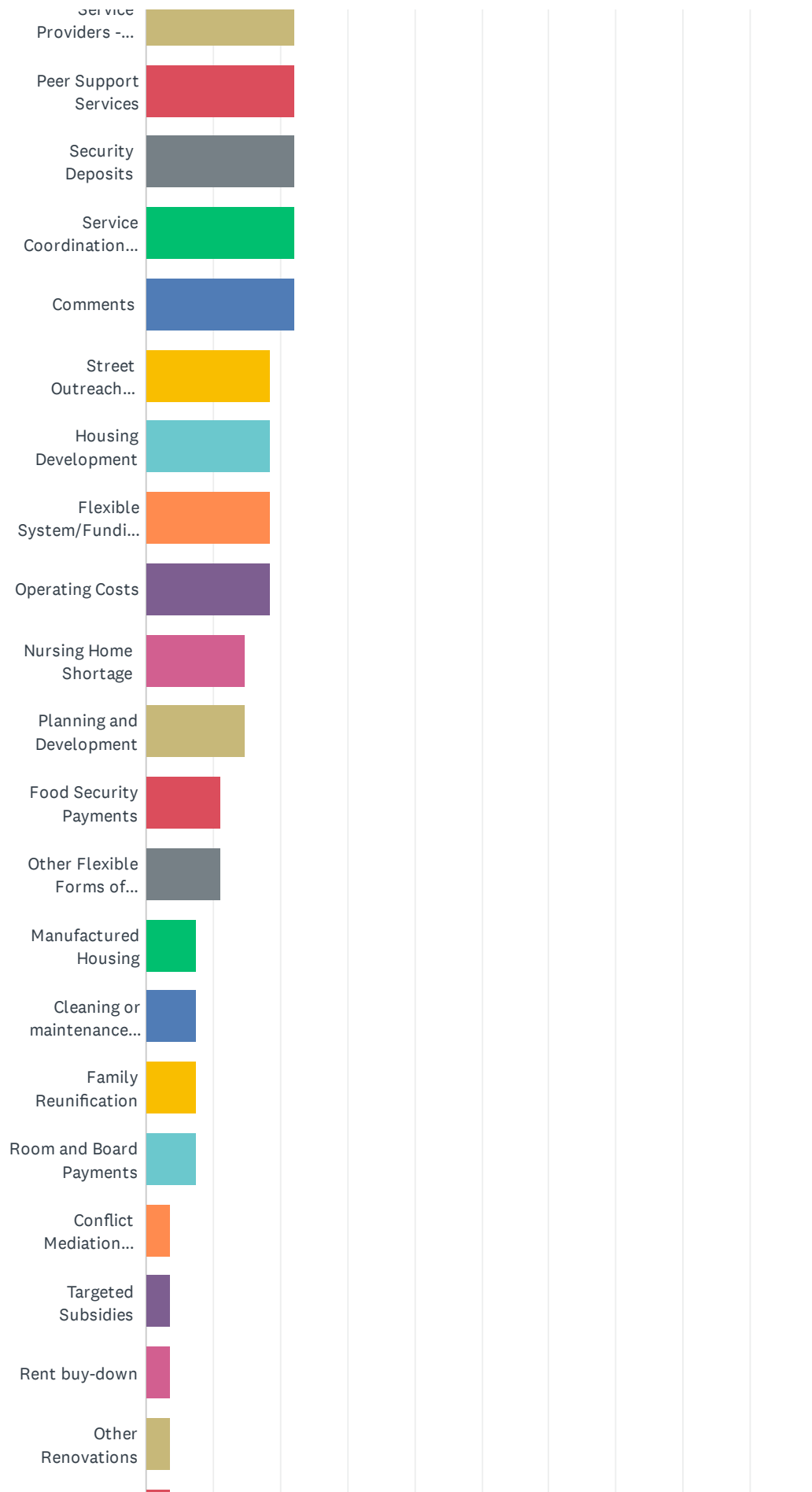


Q1 Please select up to ten (10) local needs that are immediate and major barriers to our Continuum of Care's efforts to support people experiencing unsheltered homelessness in regaining housing, safety, and stability.

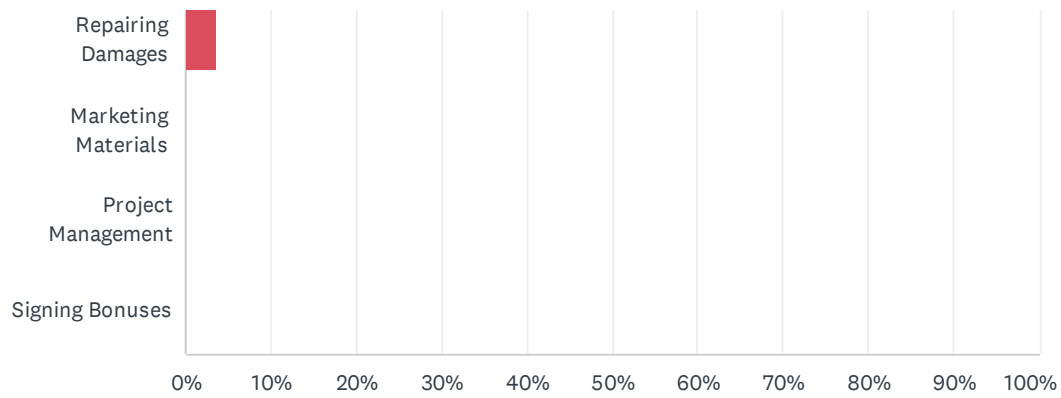
Answered: 27 Skipped: 0



EO 23-02 Collaborative Committee Input



EO 23-02 Collaborative Committee Input



Comments:

- We need emergency shelters in rural areas so people can stay in their communities
- Automobile repair services
- Literacy programs that are highly needed in the community for adults.
- Culturally appropriate shelters
- Emergency housing/pallet shelter plans/ideas for rural areas, and staffing to go with it

EO 23-02 Collaborative Committee Input

| ANSWER CHOICES | RESPONSES | |
|---|-----------|----|
| Mental Health Care and Services | 81.48% | 22 |
| Emergency Shelter Shortage | 74.07% | 20 |
| Housing Affordability | 70.37% | 19 |
| Service Providers - Organizational Capacity | 48.15% | 13 |
| Substance Use Disorder Care and Services | 44.44% | 12 |
| Service Providers - Staff/Salary | 44.44% | 12 |
| Housing-focused Case Management | 44.44% | 12 |
| Skilled Nursing Facility Care | 37.04% | 10 |
| Housing Navigation Services | 37.04% | 10 |
| Housing Choice Vouchers | 37.04% | 10 |
| Flexible Emergency Funding | 33.33% | 9 |
| Rapid Rehousing Projects | 29.63% | 8 |
| Medical Care | 29.63% | 8 |
| Tenant-based Rental Assistance | 29.63% | 8 |
| Staffing | 29.63% | 8 |
| Affordable Housing Landlord Engagement | 25.93% | 7 |
| Transportation Assistance | 25.93% | 7 |
| Service Providers - Specific Expertise | 22.22% | 6 |
| Peer Support Services | 22.22% | 6 |
| Security Deposits | 22.22% | 6 |
| Service Coordination and Integration | 22.22% | 6 |
| Comments | 22.22% | 6 |
| Street Outreach Services | 18.52% | 5 |
| Housing Development | 18.52% | 5 |
| Flexible System/Funding Costs | 18.52% | 5 |
| Operating Costs | 18.52% | 5 |
| Nursing Home Shortage | 14.81% | 4 |
| Planning and Development | 14.81% | 4 |
| Food Security Payments | 11.11% | 3 |
| Other Flexible Forms of Financial Assistance | 11.11% | 3 |
| Manufactured Housing | 7.41% | 2 |
| Cleaning or maintenance (e.g., hoarding prevention) | 7.41% | 2 |

EO 23-02 Collaborative Committee Input

| | | |
|-----------------------------|-------|---|
| Family Reunification | 7.41% | 2 |
| Room and Board Payments | 7.41% | 2 |
| Conflict Mediation Services | 3.70% | 1 |
| Targeted Subsidies | 3.70% | 1 |
| Rent buy-down | 3.70% | 1 |
| Other Renovations | 3.70% | 1 |
| Repairing Damages | 3.70% | 1 |
| Marketing Materials | 0.00% | 0 |
| Project Management | 0.00% | 0 |
| Signing Bonuses | 0.00% | 0 |
| Total Respondents: 27 | | |